

CATania 4040 Aluminium profile

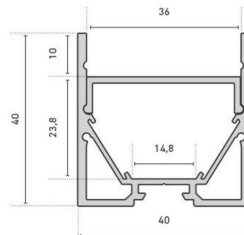
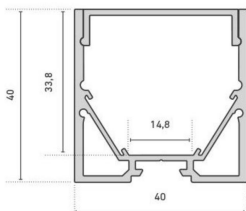
- high quality aluminium profile, anodised
- flexibly useable as surface-mounted or luminaire profile
- with two parallel hollow spaces which can be used as concealed cable channels
- increased light output through integrated reflector
- in combination with the optional reflector stripe the light output can be increased by up to 20 %
- the cover can be installed in 2 levels (shielded, flush)
- in combination with an opal white cover and compatible LEDlight flex, a homogenous light distribution can be achieved
- RAL powder coating on request



Please refer to the notes on expansion and assembly at the end of the data sheet!

ALUMINIUM PROFILE

	62398941	62398942	62398943	62398945
Length	1000 mm	2010 mm	3020 mm	5030 mm
Width	40 mm			
Height	40 mm			
Material	Aluminium 6063			
Finish	anodised			
Weight	715 gr	1430 gr	2145 gr	3575 gr



COVER

	62398231	62398951	62398961	62398971	62399621
Description	Cover satined, PC, for indirect light with suspended luminaire	for the protection of the LED stripe	for a homogenous and antiglare light distribution	low light dissipation and hiding technical view at the same time	opalweiß, halbrund
Material	PC	PMMA			
Transmission in %	84	91	77	84	77
Length	1000 mm				
Width	13,8 mm	37,3 mm			40 mm
Height	4,2 mm	8,5 mm			20 mm

For other lengths please replace the last digit of the article number by: 2 = 2.01m / 3 = 3.02m / 5 = 5.03m



END CAPS

	62398946	62398947	62399626
Description	2x end cap, standard, incl. 4 screws, thickness: 2 mm	2x end caps with screwless visible surface, aluminium, anodised, thickness (excl. fixing clips): 2 mm	2x Endkappe, halbrund, inkl. 4 Schrauben, Stärke: 2 mm, für Abdeckung 62399621
Length	2 mm		
Width	40 mm		
Height	40 mm		51,5 mm

Note: The screws for the end caps must be placed and screwed in at a right angle (90°) to the screw channel and may only be screwed in with a max. tightening torque of 0.35 Nm to prevent the screw head from unscrewing or the screw from overtightening (recommended bit PH1).



MOUNTING CLIPS

	62399906	62399908
Description	holding set, 2x brackets + 2x screws, 306 stainless steel, suitable for GARgano, GARliano, CATania profile	1x vandal-proof mounting, aluminium, anodised, the alu-profile is fixated to the mounting with a hex key (M2x10), Dimensions: 40 mm x 27 mm x 5 mm
Material	304 stainless steel	Aluminium
Length	40 mm	
Width	13,5 mm	27 mm
Height	4 mm	5 mm



ACCESSORIES

	62398801	62399816	62399817	62399919	62399936
Description	2x angle brackets for a 90° wall installation, aluminium, anodised, incl. 1 rounded head screw for attaching the brackets to the profile	reflectortape with a light reflection of >97%, sold by the metre, suitable for CATania profile	reflectortape with a light reflection of >97%, suitable for CATania profile	1x profile connector, incl. locking screws, suitable for GARgano, GARliano, CATania profile	1x profile 90°-connector, incl. 2 locking screws, suitable for GARgano, GARliano profile
Length	30 mm	10000 mm		45 mm	30,4 mm
Width	34 mm	15,5 mm		10 mm	30,4 mm
Height	30 mm	0,4 mm		2 mm	
Remarks		Please note that the reflector tape has to be fitted on both sides of the stripe. That means for a 2m luminaire you need 4m reflector tape!			

	65400100	65400150
Description	suspension for ceiling installation (2x 150cm wire cable Ø 1mm with M4 thread, 2x mounting plates, 2x suspension brackets)	suspension for ceiling installation (4x 150cm wire cable Ø 1mm with M4 thread, 4x mounting plates, 4x suspension brackets) for profile lengths > 3m
Length	1500 mm	



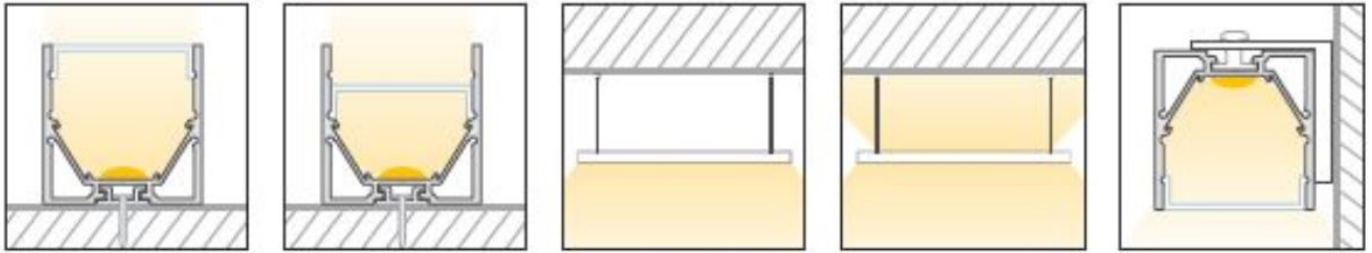
All aluminium profiles and covers are subject to certain length tolerances. This is +20/-0 mm irrespective of the length, i.e. a profile has at least the specified length, but can be up to 20 mm longer.

If you require an exact length, please specify this when ordering (article number 62397000).

Please note that the materials aluminum and PMMA can expand when the temperature changes vary greatly. With a temperature change of 20°C the expansion difference can be up to 1.2 mm per meter! This is no deficiency of the product but a normal physical process.

Installation note: If you directly install two aluminum profiles edge to edge (without end caps), please pay attention during installation, that you don't glue the LED strip directly over the joint, since the profiles at temperature fluctuations - especially at large lengths - will expand/contract (s. section 1) and then the LED tape may be damaged. At joints the LED strip has to be cut at the marked positions and reconnected with flexible solder bridges with corresponding expansion reserve (min. 5mm).

Installation situations



Intended Use

Profile:

- The LED profiles are a component for the reception of LED strips approved for this purpose. In combination with optional accessories such as covers, end caps, inserts, etc., LED luminaires can be produced which are used exclusively for general lighting or accent lighting and therefore do not serve emergency or safety lighting in particular.
- The assembly is carried out via appropriate holders or suspensions, which are offered as accessories. For brackets we recommend 3 brackets per running meter. The profiles are designed for mounting on a stable and straight surface. Depending on the substrate and local conditions, a higher number of brackets may be required and/or the installation material supplied (screws/plugs) must be replaced with suitable mounting material. The brackets must not be bent during assembly, as this has an influence on the holding force. It may not be possible to use the holders provided. Alternatively, the profile can be screwed directly to the substrate. In any case, the installer must ensure that the system is held securely.
- Make sure that the profile expands due to thermal influences. Sufficient space must be kept available for this purpose..
- The mounting instructions for the LED strips and power supplies must be viewed separately.
- The profile is to be used exclusively for the above shown installation situations.

Covers:

- All plastic covers made of PMMA have first-class photometric properties, but are very brittle due to the material, which means that the cover can splinter when subjected to mechanical influences (bending, sawing, other processing). There is a risk of injury, wear safety glasses and gloves! Plastic covers made of PC are not affected.
- PMMA or PC have a higher coefficient of thermal expansion than aluminium. This means that light slits may appear at the joints and terminations of the plastic covers, especially when the unit is not yet at operating temperature..
- To ensure that the cover is held securely, it must be clipped into the holding groove provided for this purpose along its entire length. In any case, the installer must ensure that the system is held securely.
- Alcoholic detergents remove plasticizers from the plastic profiles, which means that they lose their flexibility and can form cracks even when installed. We recommend cleaning only with a damp (clear water), soft cloth.

Accessories (end caps, holders, etc.):

- An LED profile and its accessories are not toys - these components may only be operated by persons who can assess the risks involved in handling them. There is a danger of swallowing small parts.

NOTE

Press marks or slight scratches on profiles are production-related and do not constitute a defect.