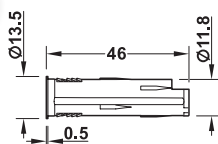


Sensor switches

Häfele Loox sensor switch, modular – touchless, soft on/off switching

TOUCHLESS



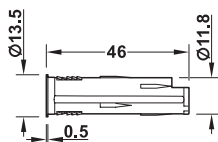
- > Material/colour: Plastic, silver coloured
- > Degree of protection: IP20
- > Sensor range: 0–80 mm
- > Power consumption: ≤0.3 W
- > Drill hole Ø: 12 mm
- > Supplied with: 1 switch

	Cat. No.
Sensor switch, modular	833.89.127

+ Please order lead with snap-in connector for modular switches driver separately. Length 2 m: Cat. No. 833.89.142. See page 91

! On/off state is stored without the need for power supply (memory function).

Häfele Loox door sensor switch, modular – soft on/off switching

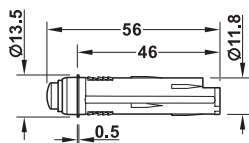


- > Material/colour: Plastic, silver coloured
- > Degree of protection: IP20
- > Sensor range: 0–100 mm
- > Power consumption: ≤0.3 W
- > Drill hole Ø: 12 mm
- > Supplied with: 1 switch

	Cat. No.
Door sensor switch, modular	833.89.128

+ Please order lead with snap-in connector for modular switches driver separately. Length 2 m: Cat. No. 833.89.142. See page 91

Häfele Loox motion detector, modular – automatic on/off switching



- > Material/colour: Plastic, silver coloured
- > Degree of protection: IP20
- > Sensor range: 0–3000 mm
- > Sensor angle: 120 °
- > Power consumption: ≤0.1 W
- > Delay time: 30 sec.
- > Drill hole Ø: 12 mm
- > Supplied with: 1 motion detector

	Cat. No.
Motion detector, modular	833.89.129

+ Please order lead with snap-in connector for modular switches driver separately. Length 2 m: Cat. No. 833.89.142. See page 91