

# CATania Angolo 3030 Aluminium profile

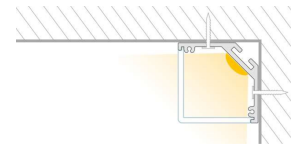
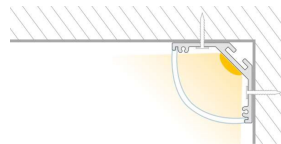
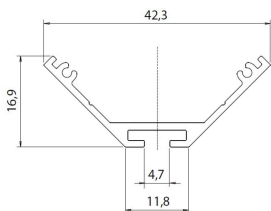
- high quality aluminium corner profile, anodised
- especially designed for corner constructions, for example, as sub-structure or mirror luminaires
- edge dimensions incl. cover 30 x 30 mm
- in combination with an opal white cover and compatible LEDlight flex, a homogenous light distribution can be achieved
- RAL powder coating on request



Please refer to the notes on expansion and assembly at the end of the data sheet!

## ALUMINIUM PROFILE

	62399881	62399882	62399883	62399885
<b>Length</b>	1000 mm	2010 mm	3020 mm	5030 mm
<b>Width</b>	42,3 mm			
<b>Height</b>	16,9 mm			
<b>Material</b>	Aluminium 6063			
<b>Finish</b>	anodised			
<b>Weight</b>	260 gr	520 gr	780 gr	1300 gr



## COVER


	62399791	62399891
<b>Description</b>	cover opal, half-round, PMMA, for a homogenous and glare-free light distribution, close to 180° emittance	cover frosted, for a homogenous and antiglare light distribution; close to 180° emittance
<b>Material</b>	PMMA	
<b>Length</b>	1000 mm	
<b>Width</b>	38,6 mm	28,6 mm
<b>Height</b>	13,2 mm	28,6 mm
<b>Weight</b>	85 gr	120 gr

For other lengths please replace the last digit of the article number by: 2 = 2.01m / 3 = 3.02m / 5 = 5.03m



## END CAPS

	62399796	62399886
<b>Description</b>	2x end caps, round, aluminium, anodised, thickness: 2 mm, incl. 4 screws	2x CATania Angolo end caps, incl. 4 screws, thickness: 2mm
<b>Material</b>	Aluminium	Aluminium EN AW 6060
<b>Length</b>	2 mm	
<b>Width</b>	42,3 mm	
<b>Height</b>	33,6 mm	35,86 mm
<b>Weight</b>	10 gr	



## ACCESSORIES

	62398802	62398803	65400170
<b>Description</b>	2x straight connectors, metal, incl. 8 grub screws	2x connectors, 90° angle, metal, incl. 8 grub screws	suspension for ceiling installation (2x 150 cm wire cable Ø 1 mm, 2x suspension brackets, 2x profile brackets)
<b>Length</b>	80 mm	50,5 mm	
<b>Width</b>	10,5 mm	50,5 mm	
<b>Height</b>	1,7 mm		
<b>Weight</b>	28 gr	31 gr	36 gr
<b>Remarks</b>			Workload: 8 kg/bracket (16 kg/set)



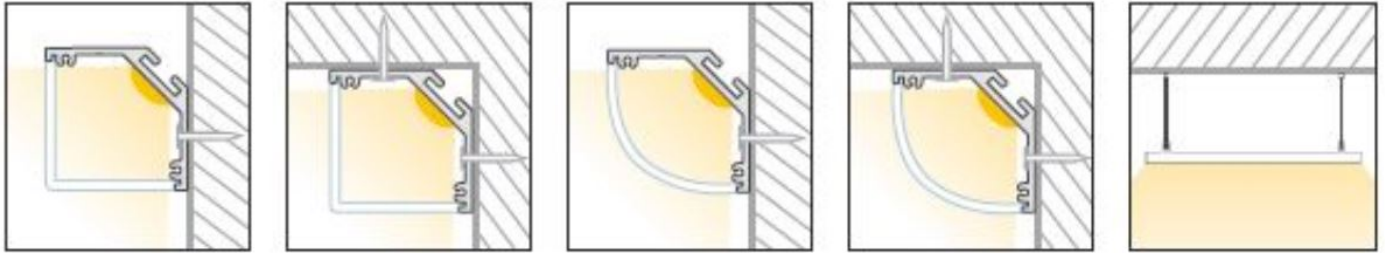
All aluminium profiles and covers are subject to certain length tolerances. This is +20/-0 mm irrespective of the length, i.e. a profile has at least the specified length, but can be up to 20 mm longer.

If you require an exact length, please specify this when ordering (article number 62397000).

Please note that the materials aluminum and PMMA can expand when the temperature changes vary greatly. With a temperature change of 20°C the expansion difference can be up to 1.2 mm per meter! This is no deficiency of the product but a normal physical process.

Installation note: If you directly install two aluminum profiles edge to edge (without end caps), please pay attention during installation, that you don't glue the LED strip directly over the joint, since the profiles at temperature fluctuations - especially at large lengths - will expand/contract (s. section 1) and then the LED tape may be damaged. At joints the LED strip has to be cut at the marked positions and reconnected with flexible solder bridges with corresponding expansion reserve (min. 5mm).

## Installation situations



## Intended Use

### Profile:

- The LED profiles are a component for the reception of LED strips approved for this purpose. In combination with optional accessories such as covers, end caps, inserts, etc., LED luminaires can be produced which are used exclusively for general lighting or accent lighting and therefore do not serve emergency or safety lighting in particular.
- The assembly is carried out via appropriate holders or suspensions, which are offered as accessories. For brackets we recommend 3 brackets per running meter. The profiles are designed for mounting on a stable and straight surface. Depending on the substrate and local conditions, a higher number of brackets may be required and/or the installation material supplied (screws/plugs) must be replaced with suitable monthly material. The brackets must not be bent during assembly, as this has an influence on the holding force. It may not be possible to use the holders provided. Alternatively, the profile can be screwed directly to the substrate. In any case, the installer must ensure that the system is held securely.
- Make sure that the profile expands due to thermal influences. Sufficient space must be kept available for this purpose..
- The mounting instructions for the LED strips and power supplies must be viewed separately.
- The profile is to be used exclusively for the above shown installation situations.

### Covers:

- All plastic covers made of PMMA have first-class photometric properties, but are very brittle due to the material, which means that the cover can splinter when subjected to mechanical influences (bending, sawing, other processing). There is a risk of injury, wear safety glasses and gloves! Plastic covers made of PC are not affected.
- PMMA or PC have a higher coefficient of thermal expansion than aluminium. This means that light slits may appear at the joints and terminations of the plastic covers, especially when the unit is not yet at operating temperature..
- To ensure that the cover is held securely, it must be clipped into the holding groove provided for this purpose along its entire length. In any case, the installer must ensure that the system is held securely.

### Accessories (end caps, holders, etc.):

- An LED profile and its accessories are not toys - these components may only be operated by persons who can assess the risks involved in handling them. There is a danger of swallowing small parts.